


A large industrial paint booth with a dry filter system. The booth is made of metal and has a large open front. The interior walls are covered in a white, wavy, textured material. The floor is concrete. Above the booth, there are large metal ducts and a warning sign. The background shows a large industrial building with a corrugated metal roof and walls. The text "PAINT BOOTHS DRY FILTER" is overlaid on the image in a large, white, sans-serif font. Below the main title, the text "Bench | Open Face | Enclosed Finishing" is written in a smaller, white, sans-serif font. In the bottom right corner, there is a logo for "GFS GLOBAL FINISHING SOLUTIONS" which includes a globe icon and the company name.

PAINT BOOTHS DRY FILTER

Bench | Open Face | Enclosed Finishing



GLOBAL
FINISHING
SOLUTIONS



VERSATILE, COST-EFFECTIVE SOLUTIONS

Dry Filter Paint Booths from Global Finishing Solutions offer industrial businesses and hobbyists a safe, economic solution for painting products. Including Bench Booths, Open Face Booths and Enclosed Finishing Booths, the Dry Filter Booth line features more than 500 pre-engineered models in a wide variety of sizes and options to meet your needs.

Advanced paint booth technology and decades of experience make GFS the foremost authority in paint booths and finishing equipment. Complete your projects more efficiently in a high-quality, code-compliant GFS Dry Filter Booth.



MATERIALS & **CONSTRUCTION**

GFS Dry Filter Booths are constructed from high-quality, 18-gauge, G90 galvanized sheet steel. Quality components – including precision-punched panels on all booth models, and plate steel door hinges and friction-style latches on Enclosed Finishing Booths – ensure longevity, safety and excellent structural integrity.

PRECISION ENGINEERED & **BUILT TO LAST**




Not just a sheet metal box, Dry Filter Booths from Global Finishing Solutions are expertly designed and engineered for reliable performance and longevity.

We guarantee quality by carefully selecting all booth components and manufacturing or assembling the majority of these components in-house. Our Dry Filter Booth wall panels are precision punched in our state-of-the-art facility for rigid nut-and-bolt construction. Regardless of your production needs, you can count on your GFS paint booth to deliver consistent results and last many years of use.

CODE-COMPLIANT FINISHING ENVIRONMENTS

GFS Dry Filter Booths are designed to meet all applicable International Fire Code and NFPA codes for proper airflow and paint booth use. Our complete engineering staff includes structural, mechanical, electrical and code compliance experts to ensure that you can achieve all necessary permits and stamped drawings for your new paint booth.





PRE-ENGINEERED MODELS & STANDARD OPTIONS

GFS offers more than 500 pre-engineered models – ranging from 3 to 20 feet wide – and multiple standard options across the Dry Filter Booth line. Pre-engineered models and standard options offer shorter lead times and have completed a thorough validation process to ensure consistent, quality performance.

Standard options for Dry Filter Booths include drive-thru configuration, LED lamps for energy savings, six-tube lighting or light reflectors for increased luminosity, white pre-coated panels for a brighter, cleaner appearance and Consta-Flow for consistent airflow, regardless of filter loading.

CUSTOM ENGINEERED SOLUTIONS

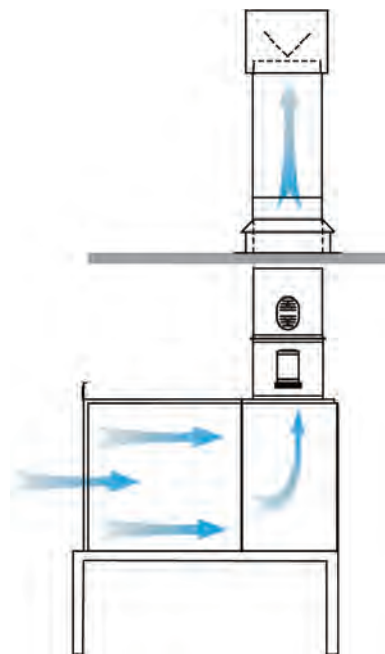
What sets GFS apart from the rest is our ability to deliver precisely engineered custom products. As the world's largest paint booth manufacturer, we have the resources and expertise to design technologically advanced paint booths to meet your specific feature and size requirements.

Custom engineered solutions provide the same exceptional quality and performance you expect from GFS in a truly one-of-a-kind booth for painting your products and parts.

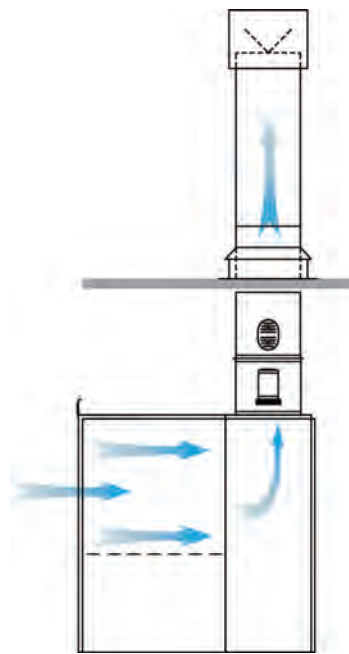


CROSSDRAFT **AIRFLOW**

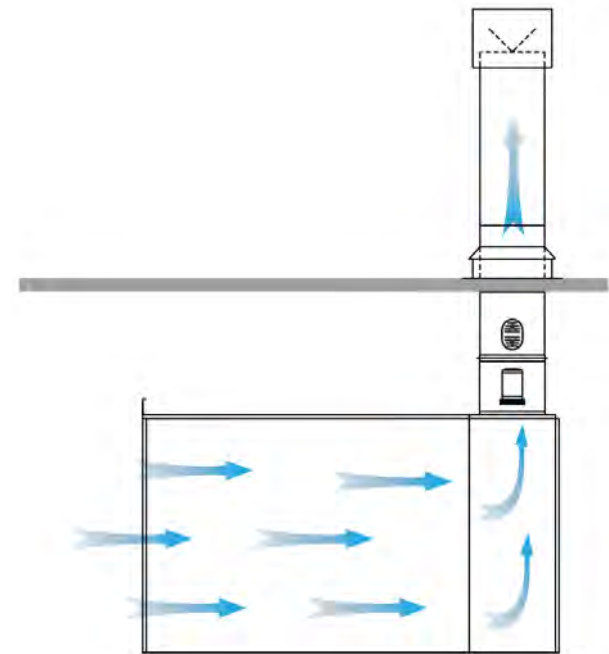
The most cost-effective airflow style, crossdraft airflow offers reliable performance at an affordable price point. Since there is no pit to dig, crossdraft booths are also easier to integrate into existing facilities. In Bench Booths and Open Face Booths, unfiltered air enters at the front of the booth; in Enclosed Finishing Booths, air enters through filtered product doors. From there, air flows horizontally through the booth, flowing over the product and into a filter bank in the booth rear.



Tabletop Bench Booth



Bench Booth



Open Face or Enclosed Finishing Booths

BENCH BOOTHS

Our smallest paint booths, Bench Booths allow businesses and hobbyists to paint small products in a safe, code-compliant environment. Models are available with an integrated raised bench or designed to be placed on a countertop to make painting small parts easy and accessible. With fast shipping on Bench Booths, you can start painting sooner.



OPEN FACE PAINT BOOTH

Our most popular industrial spray booths, GFS Open Face Paint Booths are flexible, cost-effective solutions for a wide variety of finishing applications. The open-front design saves valuable floor space and makes it easy to move products and parts in and out of the booth. Choose from 260 pre-engineered models and standard options for fast shipping or we can custom design an Open Face Booth to meet your specific requirements.







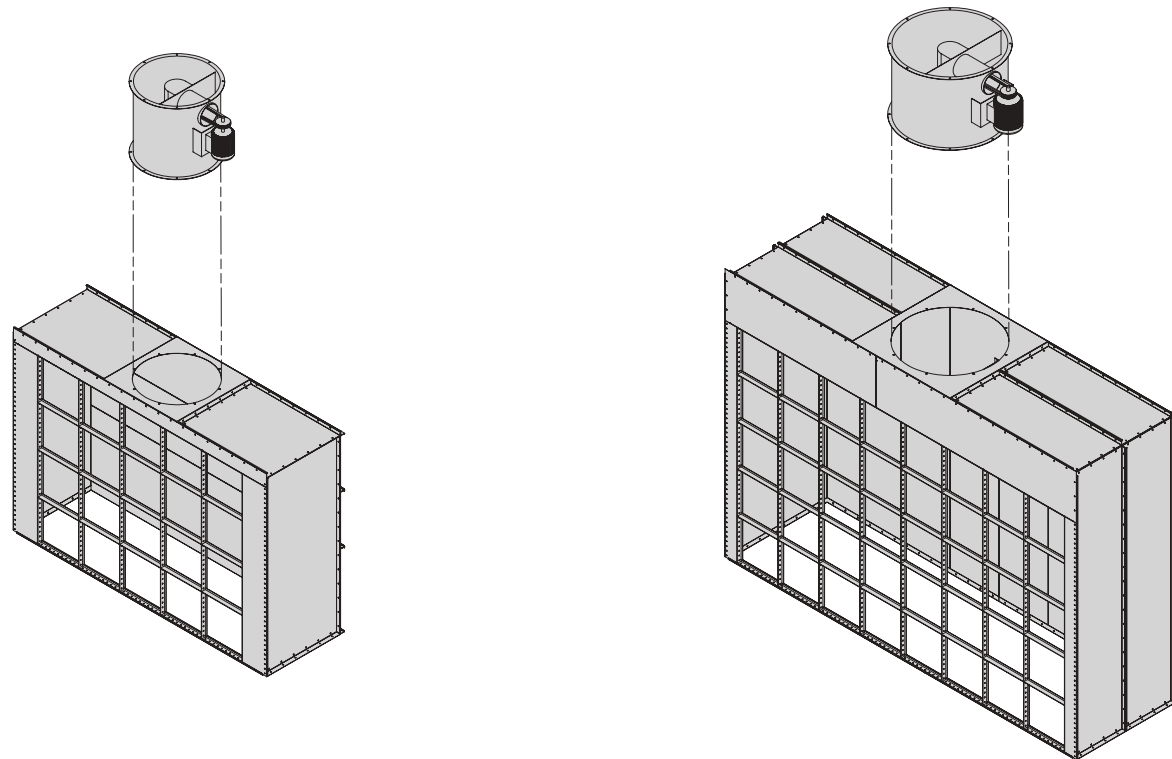
ENCLOSED FINISHING PAINT BOOTH

With high-efficiency filtered intake doors, GFS Enclosed Finishing Booths provide a safe, cost-effective finishing environment for producing quality paint finishes. Filtered doors prevent dirt and dust from entering the paint booth for cleaner paint jobs with less rework. Enclosed Finishing Booths are available in 260 pre-engineered models and standard options or can be customized to meet your needs.



EXHAUST CHAMBER

High-powered fans and motors, and precision-engineered exhaust chambers in GFS Dry Filter Booths create adequate airflow for a safe, clean working environment. Air is pulled through the booth to an exhaust chamber with high-efficiency filtration to remove overspray and particles before the air enters the outside environment. GFS is proud to meet or exceed all applicable EPA standards and help protect the air quality in the communities where our customers operate.



BOOTH FILTRATION

All Dry Filter Booths come complete with a full set of 20 by 20-inch GFS Wave exhaust filters. Installing and replacing filters is easy with the grid system; you can avoid waste and save cost by replacing only the filter squares that need changing. An included manometer indicates when filters need to be replaced.



BOOTH CONTROLS

Available as a standard option on all GFS Dry Filter Booths, the electromechanical control panel is a cost-effective solution used to control booth exhaust, safety interlocks and lights. All GFS control panels are UL and CUL listed, and make it easy to manage your booth's safety features and environment.



CUSTOM OPTIONS

One of GFS' greatest strengths is our ability to provide customers with highly specialized products. Custom options on Open Face and Enclosed Finishing Booths include conveyor or crane slot openings, an air make-up unit, dual-skin insulated panels and custom product doors. All of our custom booth options are precisely engineered and designed to fit cohesively into your Dry Filter Booth. Regardless of your product finishing specialty, we seek to help you meet or exceed expectations.



RECOGNIZED **QUALITY**



When you invest in capital equipment, you want a reliable, proven product from a company you can count on. Global Finishing Solutions is experienced at designing and building state-of-the-art paint booths and finishing equipment that exceed our customers' expectations. Industrial businesses of all sizes continue to come back to GFS for consistent, quality equipment every time.

A decorative graphic in the top right corner consisting of a grid of small, dark gray dots arranged in a pattern that tapers off to the right.

SERVICE & SUPPORT

YOU CAN COUNT ON

We stand by our products and believe that excellent service shouldn't end at the sale. You can rely on Global Finishing Solutions and our experienced distribution network for lifelong support and service of your paint booth. GFS' unmatched Technical Services department and a local distributor are available to assist you with any emergency repairs or maintenance issues to ensure your booth is always running in peak condition.



globalfinishing.com | 800-848-8738

